

M06A-UL / M06AB-UL / M06AC-UL / M06ACS-UL / M06AF-UL

General Description

- Warm air High speed hand dryer recommended for very high traffic areas.
- Surface mounted ADA-compliant.
- Maximum robustness and vandal-proof.
- GreenSpec approved & offering LEED Credits.



Components & Materials

- **M06A-UL:** 1/16" (1.5 mm) thick one-piece steel cover; white epoxy finish
- **M06AB-UL:** 1/16" (1.5 mm) thick one-piece steel cover; black epoxy finish
- **M06AC-UL:** 1/16" (1.5 mm) thick one-piece stainless steel cover; bright finish
- **M06ACS-UL:** 1/16" (1.5 mm) thick one-piece stainless steel cover; satin finish
- **M06AF-UL:** 3/16" (4.5 mm) thick one-piece cast iron cover; white porcelain finish

Cover fixed to the base with 2 vandal-proof lock screws and lock with special key wrench.

- **BASE PLATE:** 1/8" (3 mm) thick aluminum with four Ø 5/16" (8 mm) holes for wall mounting. Includes silent-blocks to damp mechanical vibrations.
- **ADJUSTABLE MOTOR:** High-speed universal brush motor, 8500-11.200 rpm, Class A. Rpm may be adjusted manually by means of a potentiometer. The motor includes a safety thermal cut-off.
- **HEATING ELEMENT:** Waved wire NiCr heating element mounted on a micra frame that incorporates a self-resettable thermal cut-off at 302°F. Heating element can be disconnected by means of a jumper.
- **ADJUSTABLE SENSOR:** electronic infrared detection sensor with fully adjustable (2"-8") potentiometer.
- Automatic disconnection system after 60 seconds of continuous use.

Technical Specifications

Voltage - 100-120V; 208V; 220-240V	Total power - 110- 1,150 W
Frequency - 50/ 60 Hz	Motor Power - 110 - 250 W
Insulation - Grounding required (Class I)	Heating element: 0 or 900W
Dimensions - M06A/AC/AB/ACS - 10-1/2"H x 11 1/2"W x 4"D M06AF - 10-5/8"H x 11-5/8"W x 4"D	Consumption (at 120 V) H. Element OFF: 1,4 - 1,9A H. Element ON: 9 - 9.5A
Weight - M06A/AC/AB/ACS - 8.4 Lbs. M06AF - 15,65 Lbs.	r.p.m. - 8,500-11,200 rpm
Effective airflow - 43-57 CFM	Air temperature - (at 4" distance/ T amb. 70 °F) 108 °F
Max air velocity - 110 mph/ 9,840 LFM	Drying time - 10 - 15 sec
Protection level - IP23	Noise level (at 79") - 58 - 67 dBA

Operation

Place the hands under the air outflow valve. The dryer will start automatically, and go on with no interruption as long as the hands are kept in the detection range of the sensor. The appliance will stop 2 seconds after the hands are removed from the airflow.

Please mark the selected item



code
M06A-UL

material
steel
finish
white epoxy



code
M06AB-UL

material
steel
finish
black epoxy



code
M06AC-UL

material
stainless steel
AISI 304
finish
bright



code
M06ACS-UL

material
stainless steel
AISI 304
finish
satin



code
M06AF-UL

material
cast iron
finish
white porcelain
enamelled coating



Saniflow Corp reserves the right to make changes and/or modifications to the products and their specifications without warning or notice.

Installation

Verify all rough-in dimensions prior to installation. Hand dryers require a dedicated circuit and must be properly grounded. A GFCI (Ground fault circuit interrupter) is recommended. One side of dryer should be mounted to a stud.

Certificates & Qualifications

Unit shall be UL and CSA approved, according to UL 499, 13th Edition; CSA C22.2 standards and GreenSpec approved. UL and CSA approved according to UL 499 and CSA C22.2 standards.

N° dryers to be fitted

- In toilet areas with a normal frequency of use and only one wash-basin: 1 dryer.
- In toilet areas with a normal frequency of use and more than one wash-basin: 1 dryer for each 2-3 wash-basins.
- 1 row of 4 wash basins: 2 dryers; 1 row of 6 wash basins: 3 dryers; 1 row of 8 wash basins: 4 dryers.
- In toilet areas with high traffic and more than one wash-basin: 2 dryers for each 3 wash-basins.
- 1 row of 4 wash basins: 3 dryers; 1 row of 6 wash basins: 4 dryers; 1 row of 8 wash basins: 5 dryers.

Ideal location

Between the wash-basin and exit. It is not recommended to install dryer between wash-basins, next to urinals, lavatories and showers. If installing automatic dryers over marble surface or ledge, the minimum distance from the dryer to the ledge must be 15-3/4". It is recommended that hand dryers be distributed throughout the washroom area to avoid overcrowding.

Guide Specification

Surface-mounted ADA compliant hand dryer shall have a thick cast iron cover with white porcelain enamel coating (M06AF-UL), or steel cover with white epoxy finish (M06A-UL), or steel cover with black finish (M06AB-UL), or stainless steel cover with bright finish (M06AC-UL), or stainless steel cover with satin finish (M06ACS-UL). Hand dryer shall include aluminum base plate 1/8" thick, infrared sensor adjustable (2" to 8") via potentiometer and a universal brush motor fully adjustable (8.500 -11.200 RPM) via potentiometer as well. Dryer shall operate at 58-67 dBA while delivering 43-57 CFM of air at 108 °F (42°C) and 110 mph as maximum air velocity (Max - 9,840 LFM) during user controlled drying cycle. Dryer shall have a total power of 110 - 1,150 W with a consumption of 1.4 - 9.5 A.

Unit shall be UL and CSA approved, according to UL 499, CSA C22.2 standards, and GreenSpec approved.

Overall dimensions:

M06A, M06AB, M06AC, M06ACS: 10-1/2"H x 11 1/2"W x 4"D (267 mm x 292 mm x 102 mm)

M06AF: 10-5/8"H x 11-5/8"W x 4"D (270 mm x 295 mm x 102 mm)

Recommended heights from floor

	Male	Female	Child	Disabled
x To top of machine	56" / 142 cm	54" / 137 cm	46" / 117 cm	48" / 122 cm
y To mounting bracket screw	55" / 140 cm	53" / 135 cm	45" / 115 cm	47" / 120 cm
z To sensor top	46" / 117 cm	44" / 112 cm	36" / 92 cm	38" / 97 cm

Job: _____

Model number: _____

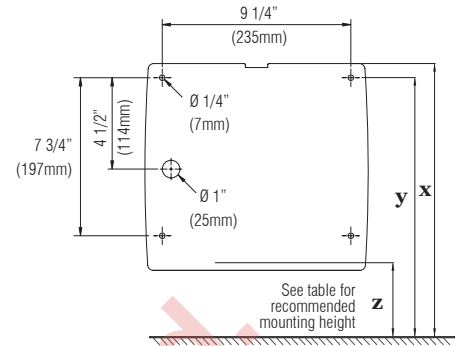
Variations: _____

Architect / Engineer: _____

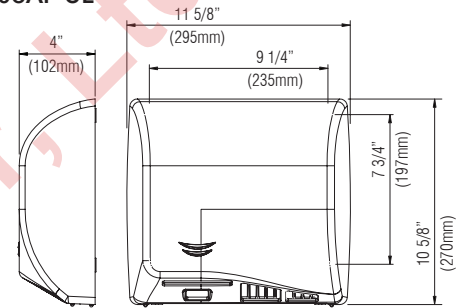
Contractor: _____

Customer / Wholesaler: _____

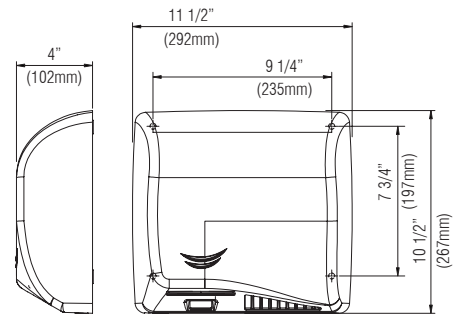
MOUNTING



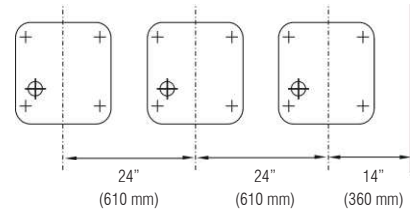
M06AF-UL



M06A-UL / M06AB-UL / M06AC-UL / M06ACS



Serial mounting



Saniflow Corp reserves the right to make changes and/or modifications to the products and their specifications without warning or notice.

Allied Hand Dryer, Ltd.
706 W Summit Ave
San Antonio, TX 78212

800.535.4393
210.733.5918
210.308.5924 Fax

www.handdryer.com
sales@handdryer.com